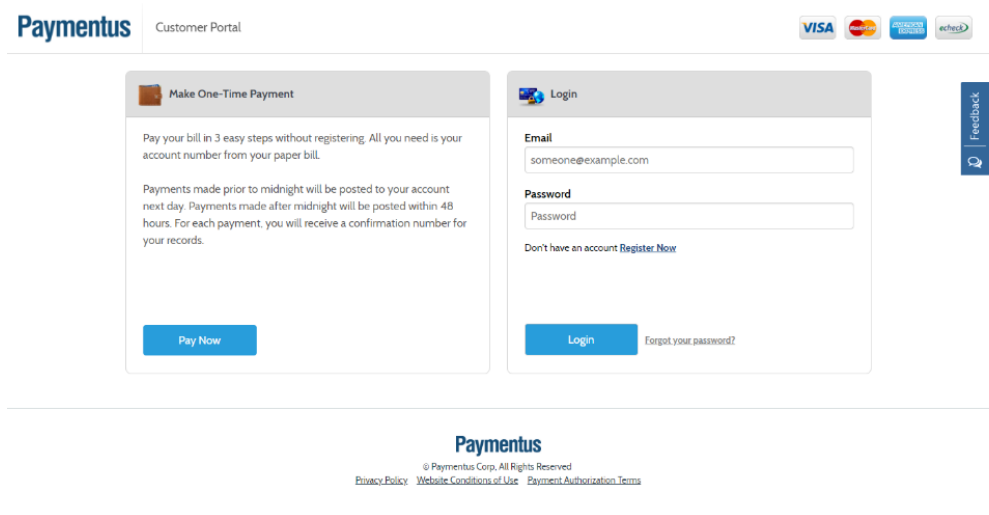


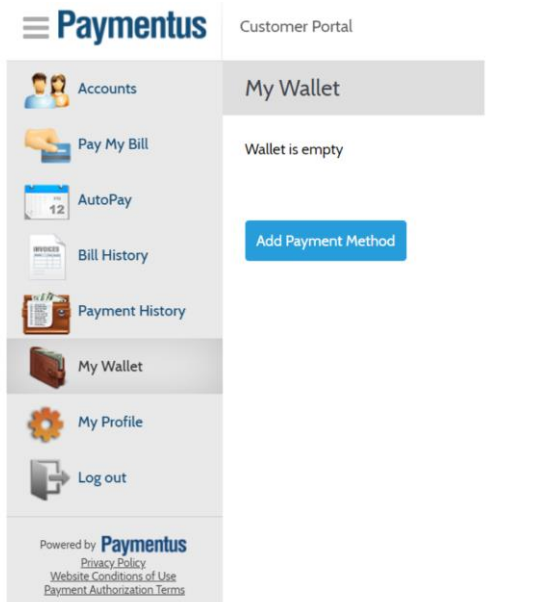
# How To: Add a Payment Method in My Wallet in Customer Portal

1. Enter your customer portal **Email and Password**.
2. Then, click **Login**.



Close

1. Enter your customer portal **Email and Password**.
2. Then, click **Login**.
3. Click **My Wallet** and then click **Add Payment Method**.






Close

1. Select the Payment Method that you want to add (e.g. **Visa, E-Check, Debit**)
2. Then, enter the required details for the payment method selected.
3. Once completed, click **Add**.

### Add Payment Method ✕

**Credit** E-Check Debit

**Card Number** CVV ?

**Expiration Date**

**Card Holder Name**

---

4. Continue adding more wallet entries or click **Log out**.